



Tourism Statistics Summary

December 2025

OVERVIEW

December's 2025 visitor arrivals to the shores of Anguilla numbered 28,855, an increase of 20.9% over its corresponding December 2024 figure of 23,871. The total visitor arrivals for the period under review is registered as the highest number of arrivals for any December period spanning from 1993 – 2025. The period, December 2024 followed, recording the second highest number of 23,871 arrivals and the year 2014 recorded the third highest with 20,961 arrivals.

The increase in visitor arrivals for the period December 2025 resulted from an increase in arrival figures from both types of visitors to the island, day-trippers and stayover visitors. The majority, 99.4% of the visitor arrivals, came with the intention of vacationing, while 0.6% came with the intention of doing business.

As December closes the 2025, Anguilla records 229,734 visitors; the highest number of annual arrivals in 33 years for which data is available.

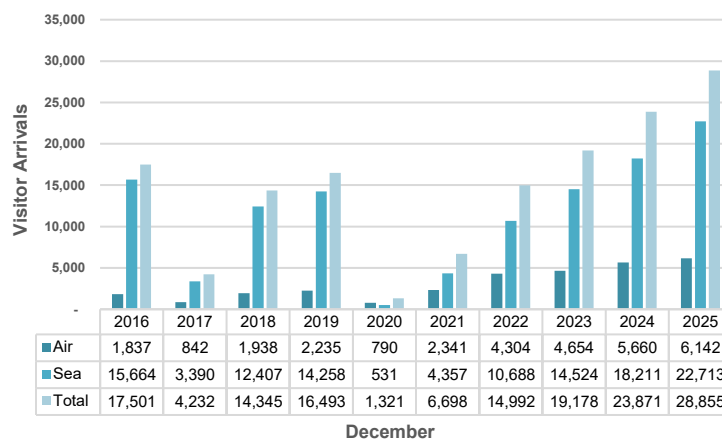


Figure 1: Visitor Arrivals, December 2016 - 2025

PASSENGER MOVEMENT

Passenger arrivals (including both residents and visitors) for December 2025 totalled 37,712, an increase of 18.8% over the corresponding December 2024 figure of 31,757 passengers.

The seaports recorded the higher number of inward passenger movement with 30,103 (79.8%) of total passengers, of which 19,381 (64.4%) entered via the Blowing Point terminal and 10,722 (35.6%) via the Road Bay port. The Clayton J. Lloyd International Airport welcomed 7,609 (20.2%) of the total passengers.

Passenger departures for December 2025 recorded an increase over the corresponding 2024 figure of 30,199 passengers by 16.8%, registering 35,283 outbound passengers.

Passenger departures via the seaports of Anguilla numbered 29,029 (82.3%), of which 18,375 (63.3%) left through the Blowing Point terminal and 10,654 (36.7%) via the Road Bay port. The Clayton J. Lloyd International Airport facilitated 6,254 (17.7%) of the total departures from Anguilla.

TOURISTS (Stay-Over Visitors)

December's tourist (stay-over visitors) arrivals to Anguilla for 2025 numbered 14,475; an increase of 9.6% from its corresponding December 2024 figure of 13,205 arrivals. This period under review registered the highest number of tourist arrivals for any December period when reviewing data spanning from 1993 – 2025. The second and third highest number of tourist arrivals for December were recorded in the year 2024 with 13,205 and in 2023 with 11,736 arrivals respectively. Tourist arrivals for this period under review represents approximately over half of the total visitor arrivals figure with 50.2%.

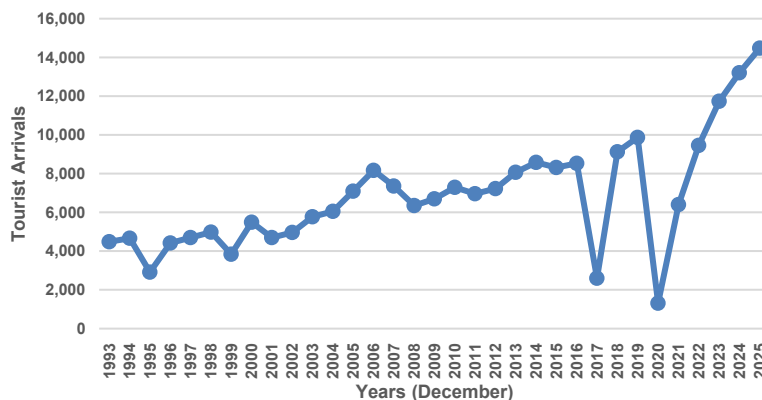


Figure 2: Tourist Arrivals, December 1993–2025

TOURISTS (Stay-Over Visitors) *continued*

The average intended length of stay of tourists in Anguilla for the period under review was 6.6 days; a decrease from the 6.7 days recorded in December 2024. Majority of tourists, 44.6% intended to spend 4-7 days in Anguilla, while 30.1% of tourists planned to stay 1-3 days, followed by 19.1% who stated they intended to stay for 8-15 days. The remaining tourists 4.4% and 1.8% intended to stay 23 or more days and 16-22 days respectively.

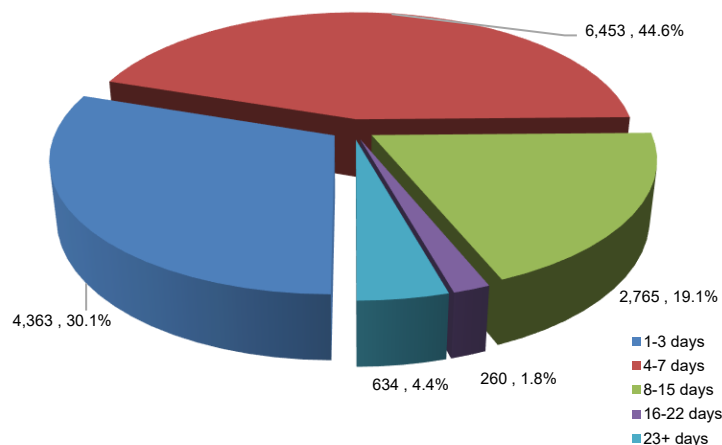


Figure 3: Tourist Arrivals by Length of Stay, December 2025

A review of the source markets for December 2025, from which the 14,475 tourists visited Anguilla originated, showed that five (5) source markets registered increases over their 2024 corresponding figures. Anguilla's main source market, the 'USA' accounted for the majority, 72.1% (10,438) of the tourist arrivals, an increase of 12.0% over the corresponding December 2024 figure. The 'Canadian' and 'Other Europe' markets followed with shares of 6.0% (869) and 5.6% (809) of tourist arrivals respectively. The largest decline in percentage terms was recorded by the 'German' market with 31.9%, with a 0.4% share of the tourist market.

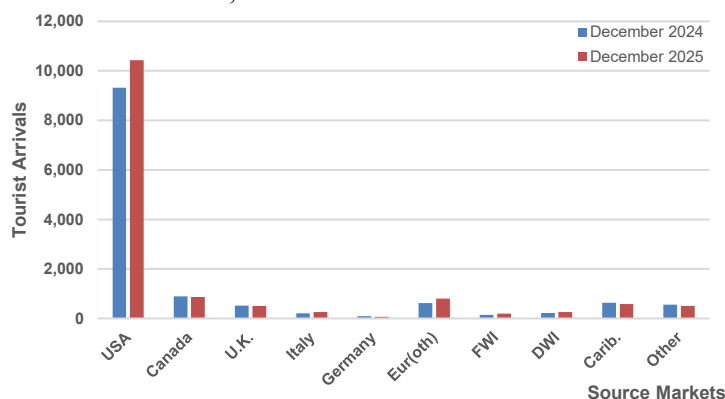


Figure 4: Tourist Arrivals by Source Market, December 2024 and 2025

EXCURSIONISTS (Day Trippers)

Excursionist arrivals for the month under review numbered 14,380, an increase of 34.8% over the corresponding December 2024 figure of 10,666 arrivals. This was the highest number of excursionists to Anguilla when reviewing data spanning 1993-2025. The second highest number of excursionist arrivals was recorded in 2014 with 12,387 arrivals, followed by the third highest total in 2024 of 10,666. Excursionist arrivals for this period under review represented 49.8% of total visitor arrivals.

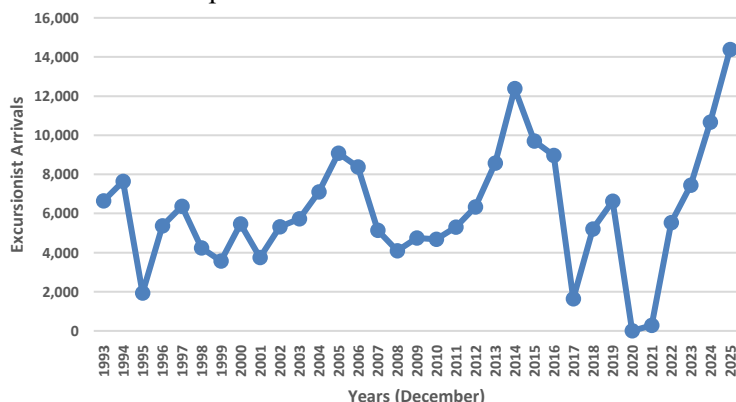


Figure 5: Excursionist Arrivals, December 1993 – 2025

A review of the excursionist numbers for December 2025 shows that seven (7) source markets registered increases over their respective 2024 total. The majority, 60.8% (8,750) of the excursionist arrivals were from the 'USA' source market, a 35.3% increase over its corresponding 2024 figure. The 'Other European' and the 'Canadian' markets followed with shares of 12.3% (1,772) and 10.7% (1,537) respectively. The following markets showed decreases in excursionist arrivals from their December 2024; the 'UK' (-32.3%), 'Dutch West Indies' (-7.2%) and 'French West Indies' (-1.6%).

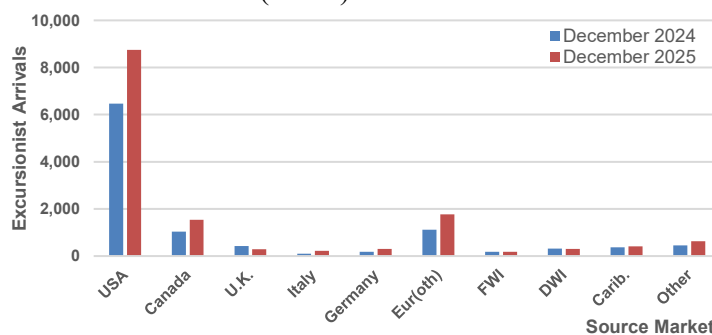


Figure 6: Excursionist Arrivals by Country of Residence, December 2024 and 2025

This report, along with other Tourism Data, is available at the Government of Anguilla Statistics Department's website: http://statistics.gov.ai/StatisticsDept/Tourism2_4_5